

PRODUCT MONOGRAPH
INCLUDING PATIENT MEDICATION INFORMATION

ACETYLCYSTEINE SOLUTION USP

200 mg / mL

Solution for Injection, Inhalation or Oral Administration

Mucolytic

Antidote for Acetaminophen Poisoning

Hikma Canada Limited
5995 Avebury Road, Suite 804
Mississauga, Ontario
L5R 3P9

Date of Preparation:
June 20, 2022

Submission Control No.: 264525

Table of Contents

PART I: HEALTH PROFESSIONAL INFORMATION.....3
SUMMARY PRODUCT INFORMATION3
INDICATIONS AND CLINICAL USE.....3
CONTRAINDICATIONS3
WARNINGS AND PRECAUTIONS.....3
ADVERSE REACTIONS.....6
DRUG INTERACTIONS7
DOSAGE AND ADMINISTRATION7
ACTION AND CLINICAL PHARMACOLOGY17
STORAGE AND STABILITY.....18
SPECIAL HANDLING INSTRUCTIONS19
DOSAGE FORMS, COMPOSITION AND PACKAGING19

PART II: SCIENTIFIC INFORMATION21
PHARMACEUTICAL INFORMATION.....21
DETAILED PHARMACOLOGY21
TOXICOLOGY22
REFERENCES24

PART III: PATIENT MEDICATION INFORMATION25

ACETYLCYSTEINE SOLUTION USP

200 mg/mL

PART I: HEALTH PROFESSIONAL INFORMATION

SUMMARY PRODUCT INFORMATION

Route of Administration	Dosage Form / Strength	All Nonmedicinal Ingredients
Inhalation, Intravenous, Oral	Solution/ 200 mg/mL	Sodium Edetate, Sodium Hydroxide, water for injection

INDICATIONS AND CLINICAL USE

Acetylcysteine Solution USP (Acetylcysteine 200 mg/mL) is indicated as adjuvant therapy for patients with abnormal, viscid or inspissated mucous secretions in such conditions as chronic bronchopulmonary disease (chronic emphysema, emphysema with bronchitis, chronic asthmatic bronchitis, tuberculosis, bronchiectasis, and primary amyloidosis of the lung); acute bronchopulmonary disease (pneumonia, bronchitis and tracheobronchitis); pulmonary complications of cystic fibrosis; post tracheostomy care, pulmonary complications associated with surgery; use during anesthesia; post-traumatic chest conditions; atelectasis due to mucous obstruction; diagnostic bronchial studies (bronchograms, bronchspirometry and bronchial wedge catheterization).

Acetylcysteine Solution USP administered orally or intravenously is also indicated as an antidote to prevent or lessen hepatic injury which may occur following the ingestion of a potentially hepatotoxic quantity of acetaminophen.

CONTRAINDICATIONS

Acetylcysteine Solution USP is contraindicated in those patients who are sensitive to the drug or to any of the inactive ingredients. There are no contraindications to oral or intravenous administration of acetylcysteine in the treatment of acetaminophen overdose.

WARNINGS AND PRECAUTIONS

General

With the administration of Acetylcysteine Solution USP as a mucolytic agent, the patient may initially notice a slight disagreeable odour which soon becomes not noticeable. With a face mask,

there may be stickiness on the face after nebulization which is easily removed by washing with water.

Acetylcysteine Solution USP is not compatible with rubber and metals, particularly iron, copper and nickel. Silicone and lacquered rubber and plastic are satisfactory for use with Acetylcysteine Solution USP.

Under certain conditions, a colour change may take place in the solution of acetylcysteine in the opened vial. The light purple colour is the result of a chemical reaction which does not significantly impair the safety or mucolytic efficacy of acetylcysteine.

Continued nebulization of an acetylcysteine solution with a dry gas will result in an increased concentration of the drug in the nebulizer because of evaporation of the solvent. Extreme concentration may impede nebulization and efficient delivery of the drug. Dilution of the nebulizing solution with Sterile Water for Injection, as concentration occurs, will obviate this problem.

Fluid overload

Intravenous administration of Acetylcysteine Solution USP can cause fluid overload, potentially resulting in hyponatraemia, seizure and death. Use with caution in children, patients requiring fluid restriction or those who weigh less than 40 kg because of the risk of fluid overload. To avoid fluid overload, use the recommended dilution shown in Table 3 (see DOSAGE AND ADMINISTRATION).

Gastrointestinal

Occasionally severe and persistent vomiting occurs as a symptom of acute acetaminophen overdose. Treatment with oral acetylcysteine may aggravate the vomiting. Patients at risk of gastric hemorrhage (e.g. esophageal varices, peptic ulcers, etc.) should be evaluated concerning the risk of upper gastrointestinal hemorrhage versus the risk of developing hepatic toxicity, and treatment with Acetylcysteine Solution USP given accordingly. Dilution of the acetylcysteine with cola drinks minimizes the propensity of oral acetylcysteine to aggravate vomiting.

Hematologic

Changes in haemostatic parameters have been observed in association with N-acetylcysteine treatment, some leading to decreased prothrombin time, but most leading to a small increase in prothrombin time. Administer Vitamin K if prothrombin time ratio exceeds 1.5 or with fresh frozen plasma if the prothrombin time ratio exceeds 3.0.

Hepatic

If encephalopathy due to hepatic failure is evident, Acetylcysteine Solution USP treatment should be discontinued to avoid further administration of nitrogenous substances. There is no data indicating acetylcysteine adversely influences hepatic failure; however, this remains a theoretical possibility.

Respiratory

After proper administration of Acetylcysteine Solution USP an increased volume of liquefied

bronchial secretions may occur. When cough is inadequate, the open airway must be maintained by mechanical suction if necessary. When there is a large mechanical block due to foreign body or local accumulation, the airway should be cleared by endotracheal aspiration, with or without bronchoscopy.

Acetylcysteine Solution USP should be used with caution in patients with asthma, or where there is a history of bronchospasm. Patients with asthma should be closely monitored during initiation of acetylcysteine therapy and throughout acetylcysteine therapy. If bronchospasm progresses, this medication should be immediately discontinued.

Hypersensitivity

Serious acute hypersensitivity reactions including rash, hypotension, wheezing, and/or shortness of breath have been observed in patients receiving intravenous acetylcysteine for acetaminophen overdose and occurred soon after initiation of the infusion. If a severe hypersensitivity reaction occurs, immediately stop the infusion of Acetylcysteine Solution USP and initiate appropriate treatment.

Hypersensitivity reactions following the intravenous administration of acetylcysteine have been reported. If a severe hypersensitivity reaction occurs, immediately stop the infusion of Acetylcysteine Solution USP and initiate appropriate treatment.

Generalized urticaria has been observed rarely in patients receiving oral acetylcysteine for acetaminophen overdose. If this occurs and other allergic symptoms appear, treatment with Acetylcysteine Solution USP should be discontinued unless it is deemed essential and the allergic symptoms cannot be otherwise controlled.

Acute flushing and erythema of the skin may occur in patients receiving Acetylcysteine Solution USP intravenously. These reactions usually occur 30 to 60 minutes after initiating the infusion and often resolve spontaneously despite continued infusion of acetylcysteine. If a reaction to Acetylcysteine Solution USP involves more than simply flushing and erythema of the skin, it should be treated as a hypersensitivity reaction.

Management of less severe hypersensitivity reactions should be based upon the severity of the reaction and include temporary interruption of the infusion and/or administration of antihistaminic drugs. The acetylcysteine infusion may be carefully restarted after treatment of the hypersensitivity symptoms has been initiated; however, if the hypersensitivity reaction returns upon re-initiation of treatment or increases in severity, Acetylcysteine Solution USP should be discontinued and alternative patient management should be considered.

Special Populations

Pregnant Women and Nursing Women

Prior to use in pregnancy, the potential risks should be balanced against the potential benefits. The safety of N-acetylcysteine in pregnancy has not been investigated in formal prospective clinical trials. However, clinical experience indicates that use of N-acetylcysteine in pregnancy for the treatment of acetaminophen overdose is effective.

No information is available on the excretion of the drug into breast milk. Breast-feeding is thus not advised during or immediately following the use of this drug.

Disease-Associated Maternal and/or Embryo/Fetal Risk

Acetaminophen and acetylcysteine cross the placenta. Delaying treatment in pregnant women with acetaminophen overdose and potentially toxic acetaminophen plasma levels may increase the risk of maternal and fetal morbidity and mortality.

Monitoring and Laboratory Tests

The plasma or serum levels of acetaminophen of patients being treated for ingestion of a potentially hepatotoxic quantity of acetaminophen should be obtained at least 4 hours after ingestion and throughout treatment with Acetylcysteine Solution USP. In addition, laboratory tests to monitor hepatic and renal function and electrolyte and fluid balance should be obtained prior to and throughout treatment with Acetylcysteine Solution USP (see DOSAGE AND ADMINISTRATION – As an antidote for acetaminophen poisoning, Dosing Considerations).

ADVERSE REACTIONS

Adverse Drug Reaction Overview

Adverse reactions have been included in order of frequency: stomatitis, nausea and rhinorrhea. Sensitivity and sensitization to acetylcysteine have been reported very rarely. A few susceptible patients, particularly asthmatics (see WARNINGS AND PRECAUTIONS), may experience varying degrees of bronchospasm associated with the administration of nebulized Acetylcysteine Solution USP. Most patients with bronchospasms are quickly relieved by the use of a bronchodilator given by nebulization.

Oral or intravenous administration of Acetylcysteine Solution USP, especially in large doses needed to treat acetaminophen overdose, in order of frequency may result in nausea, vomiting and other gastrointestinal symptoms.

Hypersensitivity reactions following the intravenous administration of acetylcysteine have been reported. Symptoms include acute flushing and erythema of the skin angioedema, tachycardia or hypertension, rashes, pruritus, facial edema, urticaria, hypotension and bronchospasm/ respiratory distress.

Other reported adverse reactions include: injection site reactions, cough, chest tightness or pain, puffy eyes, sweating, malaise, raised temperature, vasodilation, blurred vision, bradycardia, facial or eye pain, syncope, acidosis, thrombocytopenia, respiratory or cardiac arrest, stridor, anxiety, extravasation, arthropathy, arthralgia, deterioration of liver function, generalised seizure, cyanosis, lowered blood urea.

Hypokalaemia and ECG changes have been noted in patients with acetaminophen poisoning irrespective of the treatment given. Monitoring of plasma potassium concentration is therefore recommended.

DRUG INTERACTIONS

Drug-Drug Interactions

See DOSAGE AND ADMINISTRATION – *Compatibility*.

Drug-Laboratory Interactions

Acetylcysteine may cause a false-positive reaction with reagent dipstick tests for urinary ketones.

DOSAGE AND ADMINISTRATION

As a Mucolytic Agent:

Dosing Considerations

Acetylcysteine Solution USP is a 200 mg/mL solution which may be diluted to a lesser concentration with either sterile normal saline or Sterile Water for Injection.

Nebulization – face mask, mouthpiece, tracheostomy: When nebulized into a face mask, mouthpiece or tracheostomy tube, 1-10 mL of the 200 mg/mL solution may be given every 2-6 hours: the recommended dose for most patients is 3-5 mL of the 200 mg/mL solution 3 to 4 times daily. Dosages exceeding 20 mL/day of the 200 mg/mL solution, or equivalent, should not be used long term (greater than 30 days) when nebulized into a face mask, mouthpiece or tracheostomy tube.

Nebulization – tent, croupette: In special circumstances, it may be necessary to nebulize into a tent or croupette, and this method must be individualized to account for the available equipment and the patient's particular needs. This form of administration requires very large volumes of the solution, occasionally as much as 300 mL during a single treatment period. If a tent or croupette must be used, the recommended dose is the volume of solution that will maintain a very heavy mist in the tent or croupette for the desired period. Administration for intermittent or continuous prolonged periods, including overnight, may be desirable. Dosages exceeding 20 mL/day of the 200 mg/mL solution, or equivalent, should not be used long term (greater than 30 days) with nebulization into a tent or croupette.

Direct instillation: When used by direct instillation, 1 to 2 mL of a 100 to 200 mg/mL solution may be given as often as every hour.

If required for long term use (greater than 30 days) with direct instillation, dosing with a lower recommended volume (i.e 1 mL every 4 hours) should be used.

Intratracheal instillation: When used for the routine nursing care of patients with tracheostomy, 1 to 2 mL of a 100 to 200 mg/mL solution may be given every 1 to 4 hours by instillation into the tracheostomy.

Acetylcysteine Solution USP may be introduced directly into a particular segment of the

bronchopulmonary tree by inserting (under local anesthesia and direct vision), a small plastic catheter into the trachea. Two to 5 mL of the 200 mg/mL solution may then be instilled by means of a syringe connected to the catheter.

Acetylcysteine Solution USP may also be given through a percutaneous intratracheal catheter. One to 2 mL of the 200 mg/mL solution every 1 to 4 hours may be given by a syringe attached to the catheter.

Diagnostic bronchograms: For diagnostic bronchial studies, 2 or 3 administrations of 1 to 2 mL of the 200 mg/mL solution should be given by nebulization or by intratracheal instillation, prior to the procedure.

Administration of Aerosol

Materials: Acetylcysteine Solution USP may be administered using conventional nebulizers made of plastic or glass. Certain materials used in nebulization equipment react with acetylcysteine. The most reactive of these are certain metals (notably iron and copper), and rubber. Where materials may come into contact with Acetylcysteine Solution USP, parts made of the following acceptable materials should be used: glass, plastic, aluminium, anodized aluminium, chromed metal, tantalum, sterling silver, or stainless steel. Silver may become tarnished after exposure, but this is not harmful to the drug action or the patient.

Nebulizing Gases: Compressed tank gas (air) or an air compressor should be used to provide pressure for nebulizing the solution. Oxygen may also be used but should be used with usual caution in patients with severe respiratory disease and CO₂ retention.

Apparatus: Acetylcysteine Solution USP is usually administered as fine nebulae for its local effect, and the nebulizer used should be capable of providing optimal quantities of a suitable range of particle sizes.

The selection of apparatus for nebulization depends upon the desired particle size and rate of administration. Commercially available nebulizers will produce nebulae of acetylcysteine satisfactory for retention in the respiratory tract. Most of the nebulizers tested will supply a high proportion of the drug solution as particles of less than 10 microns in diameter. It has been shown that particle sizes up to 10 microns should be satisfactorily retained in the respiratory tract.

Hand bulbs may be used but are not recommended for routine use for nebulizing Acetylcysteine Solution USP because their output is generally too small. Some hand-operated nebulizers deliver particles that are larger than optimum for inhalation therapy.

Heated (hot pot) Nebulizer: ACETYLCYSTEINE SOLUTION USP SHOULD NOT BE PLACED DIRECTLY INTO THE CHAMBER OF A HEATED (HOT POT) NEBULIZER. A heated nebulizer may be part of the nebulization assembly to provide a warm saturated atmosphere if the Acetylcysteine Solution USP aerosol is introduced by means of a separate unheated nebulizer. Usual precautions for administration of warm saturated nebulae should be observed.

The nebulized solution may be breathed directly from the nebulizer. Nebulizers may also be attached to plastic face masks, plastic face tents, plastic mouthpieces, conventional plastic oxygen tents, or head tents. Suitable nebulizers may also be fitted for use with the various intermittent positive pressure breathing (IPPB) machines.

The nebulizing equipment should be cleaned immediately after use; the residues may occlude the fine orifices or corrode metal parts.

Prolonged Nebulization: When three-fourths of the initial volume of Acetylcysteine Solution USP has been nebulized, a quantity of Sterile Water for Injection (approximately equal to the volume of solution remaining) should be added to the nebulizer. This obviates any concentration of the agent in the residual solvent remaining after prolonged nebulization.

Storage of opened vials: If only a portion of the solution in the vial is used, the remainder should be stored in a refrigerator and used within 96 hours to minimize contamination.

Compatibility

The physical and chemical compatibility of acetylcysteine solutions with other drugs commonly administered by nebulization, direct instillation, or topical application has been studied (See *Table 1: Compatibility Tests of Acetylcysteine*).

Acetylcysteine should not be mixed with all antibiotics. For example, the antibiotics tetracycline hydrochloride, oxytetracycline hydrochloride and erythromycin lactobionate were found to be incompatible when mixed in the same solution. These agents may be administered from separate solutions if administration of these agents is desirable.

Table 1: Compatibility* Tests of Acetylcysteine

Product and/or Agent(s)	Manufacturer (Trademark)	Compatibility Rating	Ratio Tested**	
			Acetylcysteine	Product or Agent
ANESTHETIC, GAS				
Halothane U.S.P.	Wyeth-Ayerst (Halothane)	Compatible	20 %	Infinite
Nitrous Oxide U.S.P.	Nat'l Cylinder Gas Co.	Compatible	20 %	Infinite
ANESTHETIC, LOCAL				
Cocaine HCl	Merck Frosst	Compatible	10 %	5 %
Lidocaine HCl	Astra Zeneca (Xylocaine HCl)	Compatible	10 %	2 %
Tetracaine HCl	Sanofi-Synthalabo (Pontocaine HCl)	Compatible	10 %	1 %
ANTIBACTERIALS				
Neomycin Sulfate	Pharmacia & Upjohn (Mycifradin Sulfate)	Compatible	10 %	100 mg/mL
Streptomycin Sulf.	Merck Frosst	Compatible	10 %	200 mg/mL
Penicillin G Potas (mix & use at once)	Eli Lilly	Compatible	10 %	100,000 U/mL
Bacitracin (mix & use at once)	Pharmacia & Upjohn	Compatible	10 %	5000 U/mL

Product and/or Agent(s)	Manufacturer (Trademark)	Compatibility Rating	Ratio Tested**	
			Acetylcysteine	Product or Agent
Polymyxin B Sulf.	Burroughs Wellcome (Aerosporin)	Compatible	10 %	50,000 U/mL
Methicillin Sodium	Bristol-Myers Squibb (Staphcillin)	Compatible	10 %	500 mg/mL
Novobiocin Sodium	Pharmacia & Upjohn (Albamycin)	Compatible	10 %	25 mg/mL
Dihydrostreptomycin Sulfate	Pharmacia & Upjohn	Compatible	10 %	50 mg/mL
Kanamycin Sulfate	Bristol-Myers Squibb (Kantrex)	Compatible	17 %	85 mg/mL
Chloramphenicol Sodium Succinate	Parke-Davis (Chloromycetin)	Compatible	20 %	20 mg/mL
Oleandomycin Phosp. (mix & use at once)	Roerig	Compatible	10 %	25 mg/mL
Chlortetracycline HCl	Wyeth-Ayerst (Aucomylin HCl)	Incompatible	10 %	12.5 mg/mL
Erythromycin Lactobionate	Abbott (Erythrocin)	Incompatible	10 %	15 mg/mL
Oxytetracycline HCl	Pfizer (Terramycin HCl)	Incompatible	10 %	12.5 mg/mL
Tetracycline HCl	Wyeth-Ayerst (Achromycin)	Incompatible	10 %	12.5 mg/mL
Sodium Cephalothin	Eli Lilly (Keflin)	Compatible	10 %	110 mg/mL
BRONCHODILATORS				
Isoproterenol HCl	--	Compatible	3.0 %	0.5 %
Isoproterenol HCl	--	Compatible	10 %	0.05 %
Isoproterenol HCl	--	Compatible	20 %	0.05 %
Isoproterenol HCl	Sanofi-Synthalabo (Isuprel 1 %)	Compatible	13.3 % (2 parts)	0.33 % (1 part)
Epinephrine HCl	Parke-Davis (Adrenalin HCl 1:100)	Compatible	13.3 % (2 parts)	(1 part)
Bronkospray	Breon	Compatible	13.3 % (2 parts)	(1 part)
Aerolone Compound	Eli Lilly	Compatible	13.3 % (2 parts)	(1 part)
CONTRAST MEDIA				
Propyliodone Susp.	Glaxo (Dionosil)	Compatible	10 %	25 % (W/V)
Iodized Oil U.S.P.	Fougera (Lipiodol)	Incompatible	20 %/20 mL	40 %/10 mL
DECONGESTANTS				
Phenylephrine HCl	--	Compatible	3.0 %	0.25 %
Phenylephrine HCl	Sanofi-Synthalabo (Neo-Synephrine)	Compatible	13.3 % (2 parts)	0.16 % (1 part)
DETERGENTS				
Alevaire	Sanofi-Synthalabo	Compatible	13.3 % (2 parts)	(1 part)
Tergemist	Abbott	Compatible	13.3 % (2 parts)	(1 part)
ENZYMES				
Pancreatic Dornase	Merck Frosst	Compatible	16.7 %	8000 U/mL
Chymotrypsin	Armour	Incompatible	5 %	400 mcg/mL
Trypsin	Armour	Incompatible	5 %	400 mcg/mL
SOLVENTS				
Propylene Glycol		Compatible	3 %	10 %
Alcohol		Compatible	12 %	10-20 %
STEROIDS				

Product and/or Agent(s)	Manufacturer (Trademark)	Compatibility Rating	Ratio Tested**	
			Acetylcysteine	Product or Agent
Prednisolone 21-Phosphate	Merck Frosst (Hydeltrasol)	Compatible	16.7 %	3.3 mg/mL
Dexamethasone 21-Phosphate	Merck Frosst (Decadron Phosphate)	Compatible	16 %	0.8 mg/mL
OTHER AGENTS				
Hydrogen Peroxide		Incompatible	(All ratios)	

*The rating, **compatible**, means that there was no visible physical change in the admixture and that there was no predicted chemical incompatibility. All of the mixtures have been tested for short-term chemical compatibility by assaying for the concentration of acetylcysteine after mixing.

The rating, **incompatible**, is based on the formation of a precipitate, a change in colour, clarity, or odour, or other physical-chemical alteration.

**Entries are final concentrations. Values in parentheses relate volumes of acetylcysteine solutions to volumes of test solutions.

The supplying of these data should not be interpreted as a recommendation for combining Acetylcysteine Solution USP with other drugs. The table is not presented as positive assurance that no incompatibility will be present, since these data are based only on short-term compatibility studies. Manufacturers of drug products may change formulations. This could alter compatibilities. These data are intended to serve only as a guide for predicting compounding problems.

If it is deemed advisable to prepare an admixture it should be administered as soon as possible after preparation. Do not store unused mixtures.

As an Antidote for Acetaminophen Poisoning:

Dosing Considerations

In the case of an overdose of acetaminophen, Acetylcysteine Solution USP should be administered immediately if 24 hours or less have elapsed from the reported time of ingestion. To be effective in protecting against severe liver damage, therapy with Acetylcysteine Solution USP must be started within 10 hours of acetaminophen ingestion. There is some evidence of progressively diminished efficacy thereafter, possibly lasting up to 24 hours. However, if the time of acute acetaminophen ingestion is unknown, Acetylcysteine Solution USP should be administered immediately.

It should be borne in mind that after a toxic dose of acetaminophen, the patient may appear relatively well initially and may even continue normal activities for a day or two before the onset of hepatic failure.

The following procedure is recommended:

1. The stomach should be emptied promptly by lavage.
2. In the case of a mixed drug overdose activated charcoal may be indicated. Activated charcoal will absorb acetylcysteine and reduce its effectiveness. Therefore, if activated charcoal has been administered, intravenous administration of Acetylcysteine Solution

USP is recommended. If activated charcoal has been administered, perform gastric lavage before administering oral acetylcysteine treatment.

3. Obtain a plasma or serum sample to assay for acetaminophen concentration at least 4 hours after acute acetaminophen ingestion. Acetaminophen concentrations obtained earlier than 4 hours post-ingestion may be misleading as they may not represent maximum acetaminophen concentrations. The acetaminophen assay provides a reliable prognostic indication of potential hepatotoxicity and serves as a basis for determining the need for continuing with the maintenance doses of acetylcysteine treatment (See DOSAGE AND ADMINISTRATION- Interpretation of Acetaminophen Assays).
4. Obtain the following blood laboratory measurements to monitor hepatic and renal function and electrolyte and fluid balance: AST, ALT, bilirubin, prothrombin time, international normalized ratio (INR), creatinine, BUN, blood sugar and electrolytes.
5. Administer the **loading dose** of acetylcysteine **immediately** as outlined in Tables 2 or 3 according to the route of administration employed. **Do not** wait for blood and laboratory tests to start administration of Acetylcysteine Solution USP.
6. **Maintenance doses** should be administered following the loading dose as detailed below and outlined in Tables 2 or 3. Determine the need for continued treatment with Acetylcysteine Solution USP after the loading dose based on the plasma acetaminophen concentration and the possible toxicity line in the nomogram (See DOSAGE AND ADMINISTRATION - Interpretation of Acetaminophen Assays, Figure 1).
7. For oral administration, if the patient vomits the oral loading dose or any oral maintenance dose within 1 hour of administration, repeat that dose. If the patient is unable to retain the orally administered acetylcysteine, the antidote may be administered by duodenal intubation or by the intravenous route.
8. Repeat AST, ALT, bilirubin, prothrombin time, creatinine, BUN, blood sugar and electrolytes daily if acetaminophen plasma level is in the potentially toxic range as discussed below. The tests may be repeated regularly to monitor hepatic function even after the acetaminophen plasma levels are below the toxic level and/or after the last maintenance dose to determine the need for continued treatment with Acetylcysteine Solution USP.

Recommended Dose and Dosage Adjustment

Dosage and Preparation of Acetylcysteine Solution USP for Oral Administration:

Oral administration requires dilution of the 200 mg/mL solution using cola drinks, or other soft drinks as diluent, to a final concentration of 50 mg/mL acetylcysteine (See *Table 2: Dosage Guide and Preparation for Oral Administration*). If administered via gastric tube or Miller-Abbott tube, water may be used as the diluent. The dilutions should be freshly prepared and utilized within 1 hour. Remaining undiluted solutions in opened vials can be stored in the refrigerator up to 96 hours.

Adults and Pediatrics: The recommended **loading dose** is 140 mg/kg of body weight. The **maintenance dose** is 70 mg/kg of body weight. The first maintenance dose is administered 4 hours after the loading dose. The maintenance dose is then repeated at 4 hour intervals for a total of 17 doses unless the acetaminophen assay reveals a non-toxic level as discussed above (step 8 of procedure).

Table 2: Dosage Guide and Preparation for Oral Administration
Doses in relation to body weight are:

Body Weight (kg)	Dose of Acetylcysteine Solution			
	Grams Acetylcysteine	200 mg/mL Acetylcysteine (mL)	Diluent Volume (mL)	Total Volume of 50mg/mL Solution (mL)
Loading Dose (140 mg/kg)**				
100-110	15	75	225	300
90-100	14	70	210	280
80-90	13	65	195	260
70-80	11	55	165	220
60-70	10	50	150	200
50-60	8	40	120	160
40-50	7	35	105	140
30-40	6	30	90	120
20-30	4	20	60	80
Maintenance Dose (70 mg/kg)**				
100-110	7.5	37	113	150
90-100	7	35	105	140
80-90	6.5	33	97	130
70-80	5.5	28	82	110
60-70	5	25	75	100
50-60	4	20	60	80
40-50	3.5	18	52	70
30-40	3	15	45	60
20-30	2	10	30	40

**If patient weighs less than 20 kg, usually patients younger than 6 years, calculate the dose of Acetylcysteine Solution USP. Three (3) mL of diluent are added to each mL of 200 mg/mL Acetylcysteine Solution USP to make a 50 mg/mL solution. Multiply the patient's kg weight by the final dose (140 mg/kg or 70 mg/kg) and divide by the concentration of the solution (50 mg/mL). The result is the dose in mL for administration. Each mL of Acetylcysteine Solution USP contains 200 mg of acetylcysteine. The loading dose is 140 mg/kg of body weight. The maintenance dose is 70 mg/kg. Do not decrease the proportion of diluent. Increased gastrointestinal irritation is associated with increased concentrations of acetylcysteine.

Dosage and Preparation of Acetylcysteine Solution USP for Intravenous Administration:

Following acetaminophen overdose, Acetylcysteine Solution USP may be used for intravenous administration according to the Dosage Guide in Table 3. Dilutions recommended should be prepared with 5% dextrose in water as appropriate.

Acetylcysteine Solution USP for intravenous use should be considered as a single-use container. Solutions recommended under each column in Table 3 should be freshly prepared and used only over times stated.

Adults and Pediatrics: The full course of treatment with acetylcysteine comprises 3 intravenous infusions as detailed in Table 3.

Table 3: Dosage Guide and Preparation for Intravenous Administration

Infusion	Initial Infusion (in 5% dextrose over 15 minutes)		2 nd Infusion (in 500 ml 5% dextrose over 4 hours)	3 rd Infusion (in 1 litre 5% dextrose over 16 hours)
	Body Weight (kg)	Acetylcysteine (mL)	5% Dextrose (mL)	Acetylcysteine (mL)
10-15	11.25	40	3.75	7.5
15-20	15	50	5	10
20-25	18.75	75	6.25	12.5
25-30	22.5	75	7.5	15
30-40	30	100	10	20
40-50	37.5	200	12.5	25
50-60	45	200	15	30
60-70	52.5	200	17.5	35
70-80	60	200	20	40
80-90	67.5	200	22.5	45
90-100	75	200	25	50
100-110	82.5	200	27.5	55

The volumes and rates of infusion for children suggested in Table 3 must be adjusted according to the medical circumstances. Restrictions in the volume of parenteral fluids administered and the state of hydration and serum electrolytes for each patient must be monitored closely.

Interpretation of Acetaminophen Assays

The acute ingestion of acetaminophen in quantities of 150 mg/kg or greater may result in hepatic toxicity. However, the reported history of the quantity of a drug ingested as an overdose is often inaccurate and is not a reliable guide to therapy of the overdose. **THEREFORE, PLASMA OR SERUM ACETAMINOPHEN CONCENTRATIONS, DETERMINED AS EARLY AS POSSIBLE, BUT NO SOONER THAN FOUR HOURS FOLLOWING AN ACUTE OVERDOSE, ARE ESSENTIAL IN ASSESSING THE POTENTIAL RISK OF HEPATOTOXICITY. (DO NOT WAIT FOR ASSAY RESULTS TO BEGIN ACETYLCYSTEINE TREATMENT).**

Nomogram (Rumack-Matthew) for Estimating Potential for Hepatotoxicity from Acute Acetaminophen Ingestion

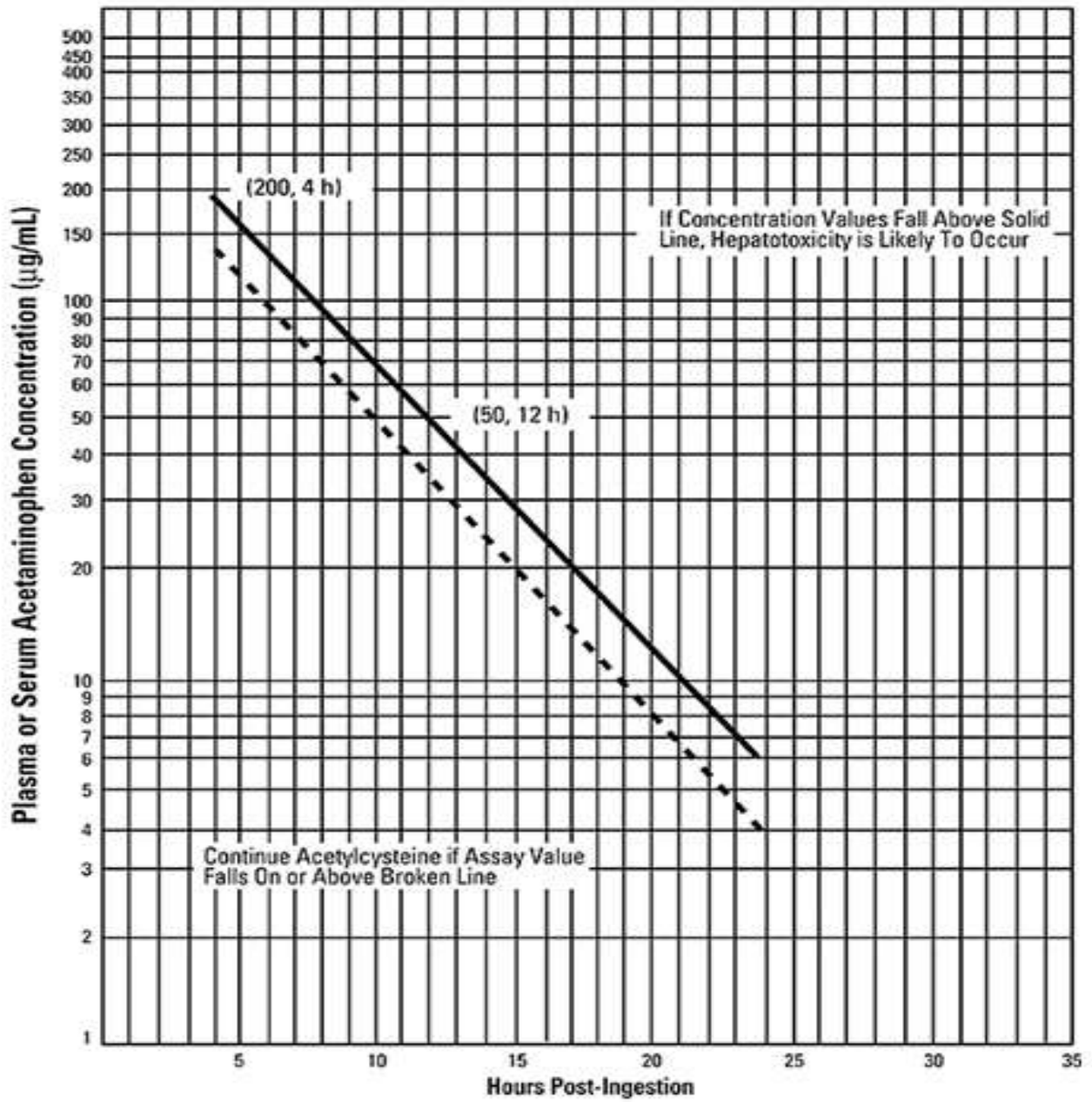
The Rumack-Matthew nomogram, Figure 1, should be used to estimate the probability that plasma acetaminophen levels in relation to intervals post-ingestion will result in hepatotoxicity.

1. When results of the plasma acetaminophen assay are available refer to the nomogram (Figure 1) to determine if plasma concentration is in the potentially toxic range. Values above the solid line connecting 200 mcg/mL at 4 hours with 50 mcg/mL at 12 hours are associated with a possibility of hepatic toxicity if an antidote is not administered.
2. If the plasma acetaminophen level is above the broken line continue with maintenance doses of acetylcysteine. It is better to err on the safe side and thus the broken line is plotted 25% below the solid line which defines possible toxicity.
3. If the plasma acetaminophen level is below the broken line described above, there is minimal risk of hepatic toxicity and acetylcysteine treatment can be discontinued. However, continued monitoring of serum AST and ALT, prothrombin time and INR are recommended and continued treatment with maintenance doses may be required if AST and ALT are still increasing or the INR remains elevated.
4. Acetaminophen levels and AST, ALT, prothrombin time and INR should be checked after the last maintenance dose to determine the need for continued treatment with Acetylcysteine Solution USP.

Considerations

1. The recommendations for treatment based on this nomogram do not apply to patients who have ingested acetaminophen at dosages higher than those recommended for extended periods of time. The acetylcysteine treatment for these patients should be guided by acetaminophen serum and plasma concentrations and laboratory tests to monitor hepatic and renal function and electrolyte and fluid balance.
2. Chronic alcohol ingestion and/or concomitant barbiturate therapy, malnutrition, or CYP450 enzyme inducing drugs may induce a greater formation of the hepatotoxic metabolite (NAPQI) for any given dose of acetaminophen. The nomogram may underestimate the hepatotoxicity risk and consideration should be given to treating these patients even if the acetaminophen concentrations are not in the non-toxic range.

FIGURE 1: Nomogram: Plasma or Serum Acetaminophen Concentration vs. Time Post Acetaminophen Ingestion



Acetaminophen Assay Methodology

Assay procedures most suitable for determining acetaminophen concentrations utilize high pressure liquid chromatography (HPLC) or gas liquid chromatography (GLC). The assay should measure only parent acetaminophen and not conjugated.

Supportive Treatment of Acetaminophen Overdose:

1. Maintain fluid and electrolyte balance based on clinical evaluation of state of hydration and serum electrolytes.
2. Treat as necessary for hypoglycemia.
3. Administer Vitamin K if prothrombin time ratio exceeds 1.5 or fresh frozen plasma if the prothrombin time ratio exceeds 3.0.
4. Diuretics and forced diuresis should be avoided. Hemodialysis or peritoneal dialysis has not been found helpful.

OVERDOSAGE

For management of a suspected drug overdose, contact your regional Poison Control Centre immediately.

Overdosage of acetylcysteine has been reported to be associated with effects similar to the hypersensitivity reactions (See WARNINGS AND PRECAUTIONS), but they may be more severe. General supportive measures should be carried out.

ACTION AND CLINICAL PHARMACOLOGY

Mechanism of Action

Mechanism of action as a mucolytic:

The viscosity of pulmonary mucous secretions depends on the concentrations of mucoprotein and to a lesser extent, deoxyribonucleic acid (DNA). The latter increases with increasing purulence owing to cellular debris. The mucolytic action of acetylcysteine is related to the sulfhydryl group in the molecule. This group probably “opens” disulfide linkages in mucus thereby lowering the viscosity. The mucolytic activity of acetylcysteine is unaltered by the presence of DNA, and increases with increasing pH. Significant mucolysis occurs between pH 7 and 9.

Mechanism of action as an antidote for acetaminophen overdose:

Acetaminophen is rapidly absorbed from the upper gastrointestinal tract following ingestion with peak plasma levels occurring between 30 and 60 minutes after therapeutic doses and usually within 4 hours following an overdose. The parent compound, which is non-toxic, is extensively metabolized in the liver to form principally the sulfate and glucuronide conjugates which are also non-toxic and are rapidly excreted in the urine.

A small fraction of the ingested dose is metabolized in the liver via oxidation by the cytochrome P-450 enzyme pathway, primarily CYP2E1, to form a reactive, potentially toxic, intermediate

metabolite (N-acetyl-p-benzoquinone imine or NAPQI). NAPQI undergoes rapid conjugation with hepatic glutathione to form the non-toxic cysteine and mercapturic acid derivatives which are then excreted by the kidney.

Therapeutic doses of acetaminophen do not saturate the glucuronide and sulfate conjugation pathways and do not result in formation of sufficient reactive metabolite to deplete glutathione stores.

However, following ingestion of a large overdose (150 mg/kg or greater) of acetaminophen the glucuronide and sulfate conjugation pathways are saturated resulting in a larger fraction of the drug being metabolized via the P-450 pathway. The increased formation of NAPQI may deplete the hepatic stores of glutathione with subsequent binding of the metabolite to protein molecules within the hepatocyte resulting in cellular necrosis.

Acetylcysteine probably protects the liver by maintaining or restoring the glutathione levels, or by acting as an alternate substrate for conjugation with and thus detoxification of the reactive metabolite of acetaminophen, NAPQI.

STORAGE AND STABILITY

Acetylcysteine Solution USP is not compatible with rubber and metals, particularly iron, copper and nickel.

Storage of Unopened Vials

Store unopened vials between 15 and 30°C. Protect from light. Under certain conditions, a color change may take place in the solution of acetylcysteine in the opened vial. The light purple color is the result of a chemical reaction, which does not significantly impair the safety or mucolytic efficacy of acetylcysteine.

Storage of Opened Vials

Acetylcysteine Solution USP for Oral and Inhalation: Store opened vials in the refrigerator between 2 and 8°C and use within 96 hours. If an admixture is prepared use immediately (See DOSAGE AND ADMINISTRATION - As a Mucolytic Agent).

Storage of Diluted Solution for IV and/or Oral/Inhalation Solution

Acetylcysteine Solution USP for Oral Administration: The dilutions should be freshly prepared and utilized within one hour. (See DOSAGE AND ADMINISTRATION - Dosage and Preparation of Acetylcysteine Solution USP for Oral Administration).

Acetylcysteine Solution USP for Intravenous Infusion: Dilutions should be freshly prepared and used only over times stated (See DOSAGE AND ADMINISTRATION - Dosage and Preparation of Acetylcysteine Solution USP for Intravenous Administration). Discard unused portions.

SPECIAL HANDLING INSTRUCTIONS

Do not use previously opened vials for intravenous administration.




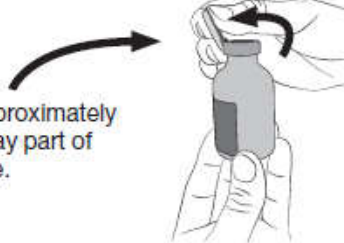



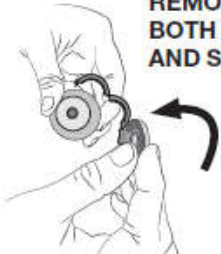
DOSAGE FORMS, COMPOSITION AND PACKAGING

Acetylcysteine Solution USP is available in glass vials of 10 mL in boxes of 10 and 30 mL in boxes of 1. Each individual container is composed of a glass vial, silicone-treated bromobutyl rubber stopper (FM 257 and 4023/50), and flip off seal.

Acetylcysteine Solution USP is a sterile 20% w/v solution. Each mL contains acetylcysteine 200 mg, disodium edetate 0.5 mg, sodium hydroxide to adjust pH and water for injection.

Please follow the instructions below when opening the 30 mL vials:

30 ML ACETYL CYSTEINE VIAL CAP REMOVAL

FOR INJECTION USE	FOR INHALATION AND ORAL USE
<p>1. STEP ONE Open/Lift Cap.</p> <p>LIFT CAP</p> 	<p>1. STEP ONE Open/Lift Cap.</p> <p>LIFT CAP</p> 
<p>DO NOT OPEN PAST 90° DO NOT extend past this point to avoid removal of cap and seal.</p> 	<p>Open cap to approximately 135° to peel away part of aluminum flange.</p> 
<p>2. STEP TWO Gently twist cap counter-clockwise to break away from seal.</p> <p>TWIST</p> 	<p>2. STEP TWO Gently twist cap counter-clockwise to remove cap and seal.</p> <p>TWIST</p> 
<p>3. STEP THREE Remove cap from vial.</p> <p>REMOVE CAP ONLY</p> 	<p>3. STEP THREE FOR ORAL USE ONLY Remove both cap and seal.</p> <p>REMOVE BOTH CAP AND SEAL</p> 

When used I.V., discard unused portion. IF PREVIOUSLY OPENED, DO NOT USE I.V.
When used for inhalation or oral administration, unused portions should be stored in a refrigerator and used within 96 hours.

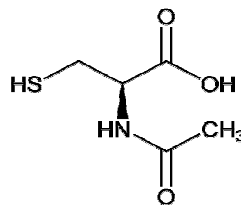
PART II: SCIENTIFIC INFORMATION

PHARMACEUTICAL INFORMATION

Drug Substance

Proper name: Acetylcysteine
Chemical name: N-acetyl-L-cysteine
Molecular formula and molecular mass: C₅H₉NO₃S; 163.2 g/mol

Structural formula:



Physicochemical properties:

Description: White crystalline powder with a slight odour.
Melting Range: 104-110°C.
Solubility: Freely soluble in water and in ethanol (96%), practically insoluble in methylene chloride.
pH: 2.0 – 2.8 (in solution)

DETAILED PHARMACOLOGY

Animal studies

Acetylcysteine is efficacious in preventing lethality from acute acetaminophen overdose in CF-1 mice, even when therapy is delayed 4½ hours after dosing with acetaminophen. This time frame is especially noteworthy, since unprotected mice become debilitated by 1½ hours, have liver involvement by 3½ hours and die as early as 4 to 5 hours post-overdose.

The protective effect of acetylcysteine in preventing lethality was accompanied by marked hepatoprotection, which was closely reflected by the alanine transaminase (ALT) when the antidote was administered early. However, ALT levels were found to be poor prognostic indicators of survival in late acetylcysteine administration.

Parallel comparisons with reference compounds indicate that acetylcysteine is more efficacious

than cysteamine in both overall survival rate and effectiveness on late administration (4½ hours after acetaminophen dosing). Similar studies with methionine indicate that both acetylcysteine and methionine show high efficacy, but that methionine produces a bell-shaped rather than a linear dose response pattern on late administration, i.e., the higher as well as the lower doses resulted in lower survival rates than the mid-range doses. A highly lethal acetaminophen challenge dose was used (1500 mg/kg) resulting in a 7% survival rate in the untreated mice.

The effects of delayed administration after a less severe challenge (1200 mg/kg) were examined. The survival rate in the untreated mice was 70%. Treatment was initiated 9 hours after overdosing. When acetylcysteine was administered at this time which coincided with peak acetaminophen-induced liver insult, slight protection rather than-exacerbation of toxicity occurred. In this experiment the reference compound, methionine, showed a similar pattern. Cysteamine, in contrast, showed a tendency to worsen the overall condition of animals if treatment was instituted as early as 4½ hours after dosing with 1200 mg/kg of acetaminophen.

Safety assessment of acutely administered acetylcysteine to normal CF-1 mice indicates that it is well tolerated by both oral and intravenous routes.

TOXICOLOGY

Acute toxicity studies conducted in various animal species show that acetylcysteine has low toxicity. The oral LD₅₀ of acetylcysteine was greater than 1000 mg/kg in dogs, greater than 3000 mg/kg in mice and 6000 mg/kg in rats. With parenteral administration (intravenous or intraperitoneal) to the same three species and to guinea pigs, the LD₅₀ ranged between 700 mg/kg for the dog and 2650 mg/kg for the rat.

Gross and microscopic studies performed at autopsy on rats and dogs, treated with very large oral doses of acetylcysteine for 8 weeks, revealed no pathologic abnormalities in either species attributable to the administration of the agent. During administration of the test doses, growth and body weights of the animals were not deleteriously affected. Hemograms and liver function studies revealed no abnormalities attributable to the drug.

Histologic studies were done in guinea pigs exposed to aerosol sprays of 3% and 18% solutions of acetylcysteine for 15 minutes daily for 8 weeks. The histologic sections of the lungs, trachea, bronchi and larynx of these animals were not different from those of the control group exposed to normal saline. The mortality and morbidity rates in the two groups were not significantly different.

Other groups of guinea pigs were exposed to nebulization of the 3% and 18% solutions of acetylcysteine daily for three weeks, rested for two weeks, and then re-exposed for three days. These studies revealed no evidence of sensitization.

Dogs, rabbits and rats were exposed to a chamber atmosphere produced by 30 second nebulization of a 20% solution of acetylcysteine; these test animals remained in the atmosphere for an additional 15 minutes. Exposure was done twice daily for 35 consecutive days. Other

groups of rabbits, rats and guinea pigs were exposed to a chamber atmosphere produced by continuous nebulization of a 20% solution of acetylcysteine for 1 hour a day 5 days a week for 12 weeks. No clinical or histopathological changes were found that could be attributed to acetylcysteine.

No evidence of local irritation was observed with acetylcysteine injected intracutaneously in guinea pigs. Ciliary activity in excised rat trachea was not inhibited by topical application of acetylcysteine.

Toxicology mechanism studies indicated that the antidotal profile of acetylcysteine is not related to facilitated plasma or urinary clearance of acetaminophen or acetaminophen metabolites, nor to cleavage of covalent bonds or significant tissue re-distribution of acetaminophen or its metabolites. Acetylcysteine antidotal therapy was associated with increased mercapturate conjugate in the urine, suggesting that acetylcysteine, like endogenous glutathione, may be serving as a substrate for the detoxification of the reactive metabolite of acetaminophen.

REFERENCES

1. WellSpring Pharmaceutical Canada Corp. Product Monograph: MUCOMYST. Control number 075829. Date of revision: January 29, 2002.
2. Sandoz Canada Inc. Product Monograph: ACETYLCYSTEINE SOLUTION. Control number 243471. Date of revision: March 24, 2021.

**READ THIS FOR SAFE AND EFFECTIVE USE OF YOUR MEDICINE
PATIENT MEDICATION INFORMATION**

ACETYLCYSTEINE SOLUTION USP

Read this carefully before you start taking **Acetylcysteine Solution USP** and each time you get a refill. This leaflet is a summary and will not tell you everything about this drug. Talk to your healthcare professional about your medical condition and treatment and ask if there is any new information about **Acetylcysteine Solution USP**.

What is Acetylcysteine Solution USP used for?

Acetylcysteine Solution USP is used to:

- Treat patients with unusual, sticky or thick mucous secretions. It is used:
 - along with your main or initial therapy in conditions that affect your lungs.
You can have some of these lung conditions that last for a long time such as:
 - emphysema
 - emphysema with bronchitis
 - asthmatic bronchitis
 - tuberculosis
 - bronchiectasis
 - primary amyloidosis of the lungs
 - You can have some of these lung conditions that start all of a sudden and last for a short period of time such as:
 - pneumonia
 - bronchitis
 - tracheobronchitis
 - when there are problems with your lungs caused by cystic fibrosis
 - after you have had a tracheotomy
 - have problems with your lungs after you have had a surgery
 - during surgery when you are given a drug to ease the pain and relax your muscles (an anesthetic)
 - for chest conditions that occur after or as a result of a trauma
 - for a condition in which one or more areas of your lungs collapse or do not fill with air properly. This is due to a blockage caused by mucous.
 - for diagnostic procedures such as:
 - bronchograms
 - bronchspirometry
 - wedge catheterization
- Treat or prevent damage to your liver which may occur after you have taken too much acetaminophen (overdose).

How does Acetylcysteine Solution USP work?

Acetylcysteine Solution USP works:

- to break down the mucous in the respiratory tract
- by protecting your liver after you have taken too much acetaminophen. It may do this

by:

- restoring and keeping the right levels of a naturally occurring substance in your liver or
- lowering the amount of harmful substances in your liver

What are the ingredients in Acetylcysteine Solution USP?

Medicinal ingredient: Acetylcysteine

Non-medicinal ingredients: Disodium edetate, sodium hydroxide (to adjust pH) and water for Injection.

Acetylcysteine Solution USP comes in the following dosage forms:

Solution: 200 mg/mL.

Do not use Acetylcysteine Solution USP if:

- You are allergic to acetylcysteine or to any of the other ingredients in Acetylcysteine Solution USP.

To help avoid side effects and ensure proper use, talk to your healthcare professional before you take Acetylcysteine Solution USP. Talk about any health conditions or problems you may have, including if you:

- have had a serious allergic reaction in the past such as a rash, low blood pressure, wheezing and/ or shortness of breath.
- are pregnant or planning on becoming pregnant
- breastfeeding or planning on breastfeeding
- suffer from asthma or have other breathing problems and are taking this drug by inhaling it (inhalation)
- have a history of bleeding in your esophagus or stomach ulcers and are taking this drug by mouth (orally)
- have brain damage caused by liver failure and are taking this drug as intravenously (I.V).

Other warnings you should know about:

For treatment of mucous secretions:

General:

- **Acetylcysteine Solution USP is not compatible with rubber and metals, particularly iron, copper and nickel.**
- If the vial is left open, the solution may change to a light purple colour. If this happens, the solution is still safe to use.

Inhalation

- When you inhale Acetylcysteine Solution USP you may notice a slight unpleasant smell. This should become less noticeable with time.
- After you have taken Acetylcysteine Solution USP you may have an increase of mucous secretions. If you cannot get rid of the excess secretions by coughing, you might need to have your airway cleared by manual suction or surgery.

Use with a nebulizer

General:

- If you use a dry gas along with the medication in a nebulizer for a long period of time it may cause build-up of the medication in the nebulizer. This may prevent the nebulizer from working properly. If this happens, you should dilute the nebulizing solution with sterile water for injection. This should help prevent this from happening.

Face mask, mouthpiece, tracheostomy:

- If you use a nebulizer to inhale the medication and you use a face mask there may be stickiness on the face after you have inhaled it. This can be easily removed by washing your face with water.
- Dosages exceeding 20 mL/day of the 200 mg/mL solution, or equivalent, should not be used long term (greater than 30 days) when nebulized into a facemask, mouthpiece or tracheostomy.

Use with a nebulizer – Tent, croupette:

- Tent and croupette: dosages exceeding 20 mL/day of the 200 mg/mL solution, or equivalent, should not be used long term (greater than 30 days) with nebulization into a tent or croupette.

Direct Instillation:

- If required for long-term use (greater than 30 days) with direct instillation, dosing with a lower recommended volume (i.e 1 mL every 4 hours) should be used.

To treat acetaminophen poisoning:

General:

- **Acetylcysteine Solution USP is not compatible with rubber and metals, particularly iron, copper and nickel.**
- Your doctor will take samples of your blood after an overdose. This is to monitor the levels of acetaminophen in your body. Your doctor will also monitor your liver and kidney function, the levels of electrolytes and fluid in your body.

When taken by mouth (orally):

- If the vial is left open, the solution may change to a light purple colour. If this happens, the solution is still safe to use.

- One of the signs of an acetaminophen overdose is vomiting a lot. Treatment with Acetylcysteine Solution USP may make it worse. If you mix Acetylcysteine Solution USP with a soft drink, it can help you not vomit as often.
- You may notice a rash after taking this drug. This happens rarely. If this occurs and other allergic symptoms also appear, you should stop taking the drug and talk to your doctor right away.

When taken as an Intravenous Injection:

- **The contents of the vial are to be used only once. Throw away the rest. Do not use the contents in a vial if it has been previously opened.**
- Taking Acetylcysteine Solution USP as an injection can cause your body to hold on to excess fluid. This may cause hyponatremia. This is a condition that occurs when the level of sodium in your blood becomes too low. It may also cause seizures and can lead to death. You should be careful if you are taking this drug and you weigh less than 40 kilograms or you giving this drug as an injection to a child.
- You may notice that your face or skin becomes hot and red (flush). This usually happens 30 to 60 minutes after you start taking the drug. It usually goes away on its own. If it gets worse or does not go away, tell your doctor.

Tell your healthcare professional about all the medicines you take, including any drugs, vitamins, minerals, natural supplements or alternative medicines.

The following may interact with Acetylcysteine Solution USP:

Acetylcysteine Solution USP is not compatible with rubber and metals, particularly iron, copper and nickel.

How to take Acetylcysteine Solution USP:

Acetylcysteine Solution USP can be taken either intravenously (I.V.), by mouth (orally) or by inhaling it (inhalation). Your doctor will determine the amount of Acetylcysteine Solution USP you will receive based on your condition and your weight. They will tell you how to use this drug. Always take it exactly as they have told you to take it. Check with your doctor, nurse or pharmacist if you are not sure.

Overdose:

If you think you, or a person you are caring for, have taken too much Acetylcysteine Solution USP, contact your healthcare professional, hospital emergency department or regional poison control centre immediately, even if there are no symptoms.

Signs of an overdose include those that are similar to an allergic reaction but may be more severe such as:

- rash
- difficulty breathing
- shortness of breath

- swelling of the face, eyes, lips, tongue or throat

What are possible side effects from using Acetylcysteine Solution USP?

These are not all the possible side effects you may feel when taking Acetylcysteine Solution USP. If you experience any side effects not listed here, contact your healthcare professional.

Side effects include:

- swelling in the mouth or a sore mouth
- nausea
- vomiting
- runny nose
- cough
- a feeling of tightness in the chest or chest pain
- puffy eyes and/or blurred vision
- sweating
- generally feeling unwell
- fever
- a slow heart rate
- pain in your eyes or your face
- a condition called acidosis which may cause weariness, vomiting, thirst or feeling restless
- feeling anxious
- pain, stiffness, swelling and redness in your joints.
- bluish skin

Serious side effects and what to do about them			
Symptom / effect	Talk to your healthcare professional		Stop taking drug and get immediate medical help
	Only if severe	In all cases	
UNKNOWN Allergic reaction: sudden wheeziness, chest pain or tightness, swelling of face, eyelids, tongue, lips or throat and a skin rash anywhere on the body (hives)			✓
Bronchospasm: sudden worsening of shortness of breath, trouble breathing and wheezing after inhalation.			✓
High blood pressure: rapid heart rate	✓		
Low blood pressure: dizziness		✓	
Injection site reaction: irritation at the site of injection		✓	
Thrombocytopenia: increased risk of bleeding or bruising after injury		✓	

Serious side effects and what to do about them			
Symptom / effect	Talk to your healthcare professional		Stop taking drug and get immediate medical help
	Only if severe	In all cases	
Respiratory arrest (stop breathing)			✓
Cardiac arrest (heart stops beating)			✓
Decreased liver function: yellowing of the skin, feeling tired, nausea, vomiting		✓	
Seizures			✓
Low blood potassium: Muscle weakness and spasms		✓	

If you have a troublesome symptom or side effect that is not listed here or becomes bad enough to interfere with your daily activities, talk to your healthcare professional.

Reporting Side Effects

You can report any suspected side effects associated with the use of health products to Health Canada by:

- Visiting the Web page on Adverse Reaction Reporting (<https://www.canada.ca/en/health-canada/services/drugs-health-products/medeffect-canada/adverse-reaction-reporting.html>) for information on how to report online, by mail or by fax; or
- Calling toll-free at 1-866-234-2345.

NOTE: Contact your health professional if you need information about how to manage your side effects. The Canada Vigilance Program does not provide medical advice.

Storage:

Unopened vials: store at room temperature (15-30°C). Protect the vials from light.

Opened vials:

For oral and inhalation use: store the opened vial in the fridge (between 2 and 8°C). Use the contents of the vial within 96 hours.

For intravenous (I.V.) use: use the contents of the vial only **once** (single use). Throw away the rest. **Do not use the contents of the vial if it has been previously opened.**

For Solutions that have been diluted for oral and inhalation use: Solutions should be prepared as needed and used within 1 hour.

For Solutions that have been diluted for intravenous (IV) use: Solutions should be prepared

as needed and used over specific times.

Keep out of reach and sight of children.

If you want more information about Acetylcysteine Solution USP:

- Talk to your healthcare professional
- Find the full Product Monograph that is prepared for healthcare professionals and includes this Patient Medication Information by visiting the Health Canada website (<https://www.canada.ca/en/health-canada/services/drugs-health-products/drug-products/drug-product-database.html>) or by calling the manufacturer at 1-800-656-0793.

This leaflet was prepared by
Hikma Canada Limited
Mississauga, Ontario
L5R 3P9

Last revised: June 20, 2022